

YOUR KEY TO TRADING FINANCIAL MARKETS

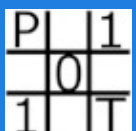
EVERYTHING a trader needs to know to start trading financial markets

INTRODUCTION TO PROFESSIONAL TRADING



**DISCOVER A NEW
PRACTICAL APPROACH
TO TRADING**

**“A professional trading
course allowing you to
start navigating financial
markets with ease”**



Sérgio de Aguiar

João Afonso

Introduction to Professional Trading

Contents:

1: Introduction to the trading course

2: Course contents

3: What is offered

4: Duration

5: Cost

6: Contacts

Foreword

Our advanced trading courses share the trading knowledge two seasoned professional traders accumulated over more than 20 years working in financial markets around the world, specially focusing on North America and Europe.

These traders earned an international award for excellence in fund management from Standard & Poors while trading and managing investment funds.

We will pass on to traders and investors going through these professional trading courses our methods and tactics in a simple yet effective way, sharing the vast experience in the area in 2 to 6 months time.

Our offer is comprised of three different and independent professional trading courses:

- **Introduction to Professional Trading**
- **Mature Trading (Long Term focused)**
- **The Advanced Trader (Short Term focused)**

A trader can opt to go through only one of these professional trading courses or all three together for a complete mastery on how to professionally trade financial markets.

Each one of these three consecutive professional trading courses comes with a growing level of trading knowledge and operational know how in financial markets.

Our methods and tactics are turn key trading solutions, whatever your investing timeframe is.

Introduction to Professional Trading

1: Introduction to the Trading Course

The Introduction to Professional Trading Course is specially crafted to welcome novice and amateur traders or investors to financial markets.

Chapter III – System

4: Entries

- Types of Entries

Like a Sine Wave, Markets that are Expanding or Trending will also have Up and Down Phases on those moves, smaller in size or Volatility though.

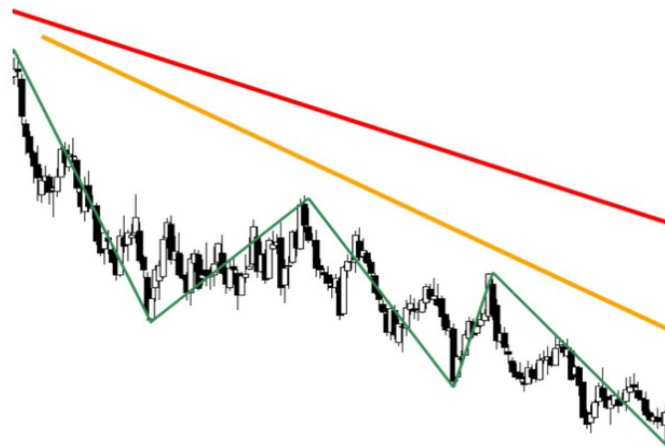
Ranges, Consolidations or Trading Areas will also have the same kind of behavior but usually accompanied with greater Market Volatility.

If we understand Market moves as Sine Waves, then the Up and Down Phases we can call them Strength and Weakness Entry Areas, places to put a Trade on.

We pick our Entries on these specific areas according to our Trading Plan and Execution style, chosen for that particular set of Trades or a specific particular Trade we want Executed.

Let's now understand more closely these two concepts.

An example of a Contextualized Market, in which we concluded about its Trading Environment, follows.



A Market with a Bearish Primary Trend (red). Secondary (orange) and Minor (green) Trends also shown.

73

A TRULLY PROFESSIONAL AND ILLUSTRATED MANUAL BUILT ON EXPERIENCE AND KNOWLEDGE

Introduction to Professional Trading

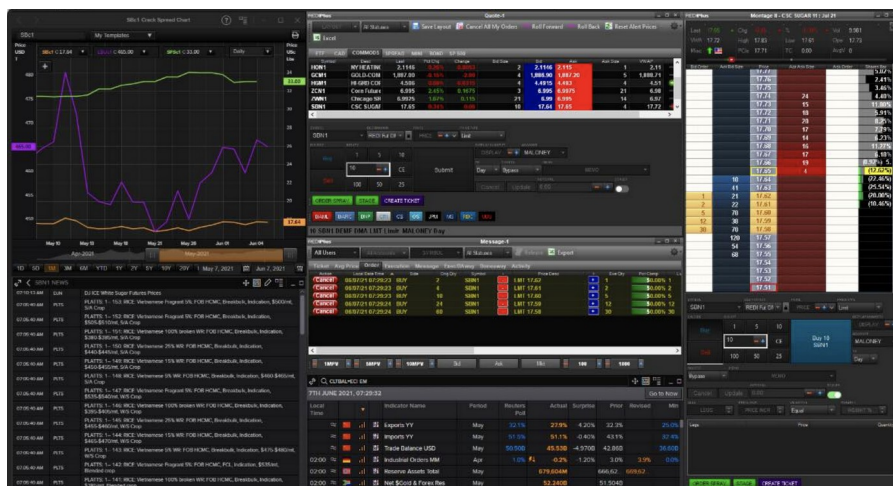
1: Introduction to the Trading Course

It introduces traders to a few special mathematic concepts and trading tactics applied to financial markets which are capable of improving everyone's trading capabilities and performance.



HOUSING MARKET POSITION MANAGEMENT

This introductory yet professional trading course explains the basics of trading and sets out a clear path for market participants to conduct trading operations in financial markets or even other business activities.

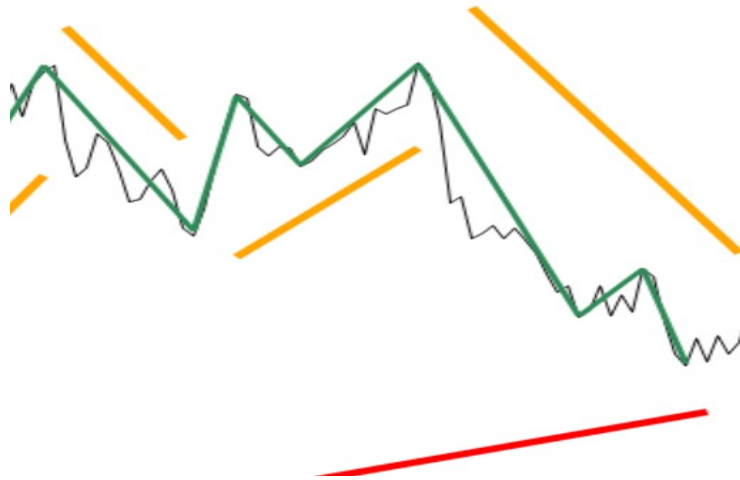


PLATFORMS

Introduction to Professional Trading

1: Introduction to the Trading Course

Fun fact, it can also improve seasoned traders with their trading and analysis of financial markets ...



TRADING CONTEXT

After completing this course a trader will be ready to start trading operations in any financial market with a conscious, planned and effective *modus operandi*.



POSITION ENTRIES

Introduction to Professional Trading

2: Course contents

Chapter I – Introduction to the Course

1: Objectives of the Course

- Introduction
- Plans and probabilities, Business Cycles
- A Complete Trader

2: Markets

- Markets, a Plan, Technical Analysis

3: Context

- Introduction
- Example

4: Operations

4.1: Position Management

- Introduction
- Ideas
- Housing Market example

4.2: Profit Management

- Introduction
- Ideas
- Advantages
- Housing Market example

Introduction to Professional Trading

2: Course contents

Chapter II - The complete Trader

1: Discipline of the body and mind

1.1: Health

- Eating habits
- Nature and its benefits
- Outdoor activities and sports

1.2: Eye sight

- Optical nerve
- Luminosity

1.3: Psychology

- Discipline
- Direction and focus
- Obsession
- Know yourself
- The importance of a mechanical System

1.4: Friederich Nietzsche

- Introduction
- Superman

Introduction to Professional Trading

2: Course contents

Chapter II - The complete Trader

2: Backups

2.1: Types of machines and purpose

- Analysis
- Execution
- Backup

2.2: Internet

- The why

2.3: Power

- The why

3: Platforms

3.1: General purpose or Investing oriented

- Bloomberg
- Reuters Eikon

3.2: Execution or Trading oriented

- Generalist
 - Esignal
 - Tradestation
- Derivatives focused
 - CQG
 - TT

Introduction to Professional Trading

2: Course contents

Chapter III - A System

1: Introduction

- The importance of a System

2: Markets

2.1: Liquidity in Financial Markets

- Examples

2.2: Spreading Risk and Trades

- Principles

3: Risk and Position Management

3.1: Position Exposure and Overall Risk

3.2: Diversification

- Unleveraged Positions
- Leveraged Positions

Introduction to Professional Trading

2: Course contents

Chapter III - A System

4: Entries

- Introduction
- Types of Entries

5: Stops

- Introduction
- Types of Stops

6: Exits and Objectives

- Introduction
- Types of Exits
- Conclusions

7: Tactics and additional considerations

7.1: Tactics and Market considerations

7.2: Psychological considerations

Introduction to Professional Trading

2: Course contents

Chapter IV - Implementation

1: Timeframes and Context

1.1: Timeframes

- Introduction
- Long Term
- Medium Term
- Short Term

1.2: Context

- Ideas
- Example

1.3: An alternate approach

- Introduction
- Timeframes
- Specific guidelines

2: Operations

2.1: Position Management

- Introduction
- Ideas
- How to end
- How to continue
- Example

2.2: Profit Management

- Introduction
- Ideas
- Advantages
- Example

Introduction to Professional Trading

2: Course contents

Chapter IV - Implementation

3: Hedging

- Introduction
- Ideas
- Example

4: Entries for all Seasons

- Introduction
- Definitions
- Example

5: Sharpe Ratio

- Introduction
- Downfalls and Weaknesses
- Sharpe Ratio alternatives
- Conclusions
- Examples

Introduction to Professional Trading

3: What is offered (online and if possible face to face)

- Learning sessions.
- Trading and financial markets Q&A sessions.
- Some trading coaching and mentoring.

4: Duration

2 months, twice per year: March/April or September/October

2 classes per week, each spanning 2 hours

Lessons and sessions will last until you fully understand the concepts being taught.

This is our commitment to you.

5: Cost

1500 USD + Applicable taxes

All payments are final and non-refundable

6: Contacts

Email: inquiries@professionaltrading101.com

All times London, UK.

Phone (Monday – Friday): 8:00 – 16:30

Phone: (+351) 915 789 674

WhatsApp (Monday – Friday): 8:00 – 20:00

[WhatsApp](#)

Web: www.professionaltrading101.com